

¹ F						² M	E	D	I	A	N
³ R	A	N	G	E		O					
E						D					
Q					⁴ R	E	S	U	⁵ L	T	S
U				⁶ T					I		
E		⁷ S		A		⁸ M	E	A	N		
N		U		L					E		
⁹ C	I	R	C	L	E	G	R	A	P	H	
Y		V		Y					L		
T		E		T					O		
A		Y		A			¹⁰ D	A	T	A	
B				B							
L			¹¹ C	L	A	S	S	I	F	Y	
E				E							

ACROSS

- 2 when ordering numbers from the least to the greatest, it's the number in the middle
- 3 The difference between the greatest number and the least number in a set of data
- 4 The answers from a survey
- 8 The average of a set of numbers
- 9 A graph in the shape of a circle that shows data as a whole made up of different parts
- 10 Information collected about people or things
- 11 To group pieces of data according to how they are the same such as by size, color, or shape

DOWN

- 1 A table that uses numbers to record data
- 2 The number found most often in a set of data
- 5 A graph that records each piece of data on a number line
- 6 A table that uses tally marks to record data
- 7 A method of gathering information

3rd Grade—Math Chapter 15

¹						²					
³											
					⁴				⁵		
				⁶							
		⁷				⁸					
⁹											
							¹⁰				
			¹¹								

ACROSS

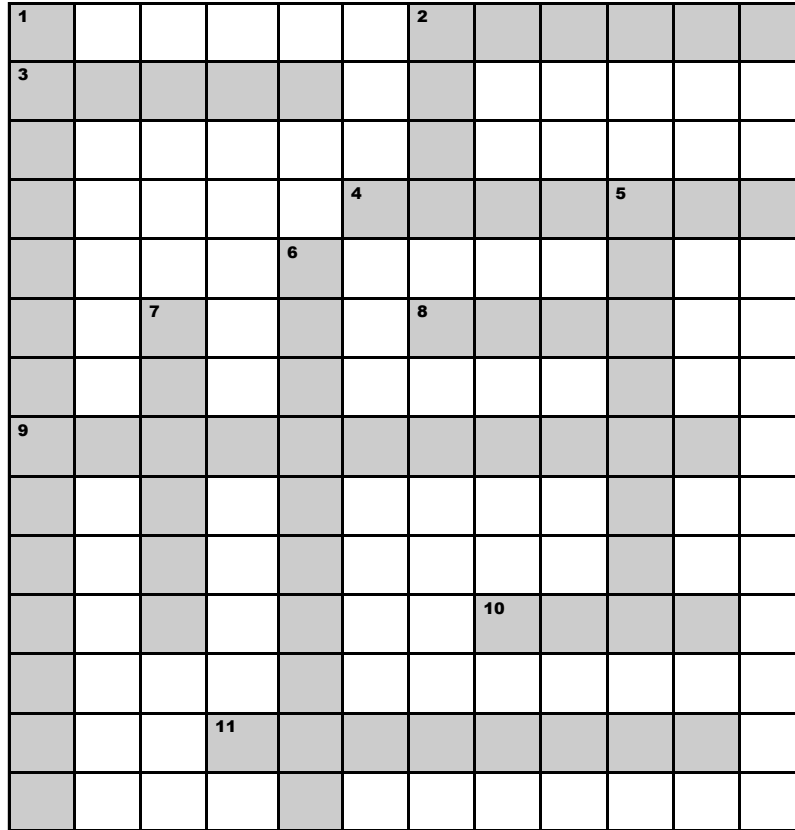
- 2 when ordering numbers from the least to the greatest, it's the number in the middle
- 3 The difference between the greatest number and the least number in a set of data
- 4 The answers from a survey
- 8 The average of a set of numbers
- 9 A graph in the shape of a circle that shows data as a whole made up of different parts
- 10 Information collected about people or things
- 11 To group pieces of data according to how they are the same such as by size, color, or shape

DOWN

- 1 A table that uses numbers to record data
- 2 The number found most often in a set of data
- 5 A graph that records each piece of data on a number line
- 6 A table that uses tally marks to record data
- 7 A method of gathering information

3rd Grade—Math Chapter 15

3rd Grade—Math Chapter 15



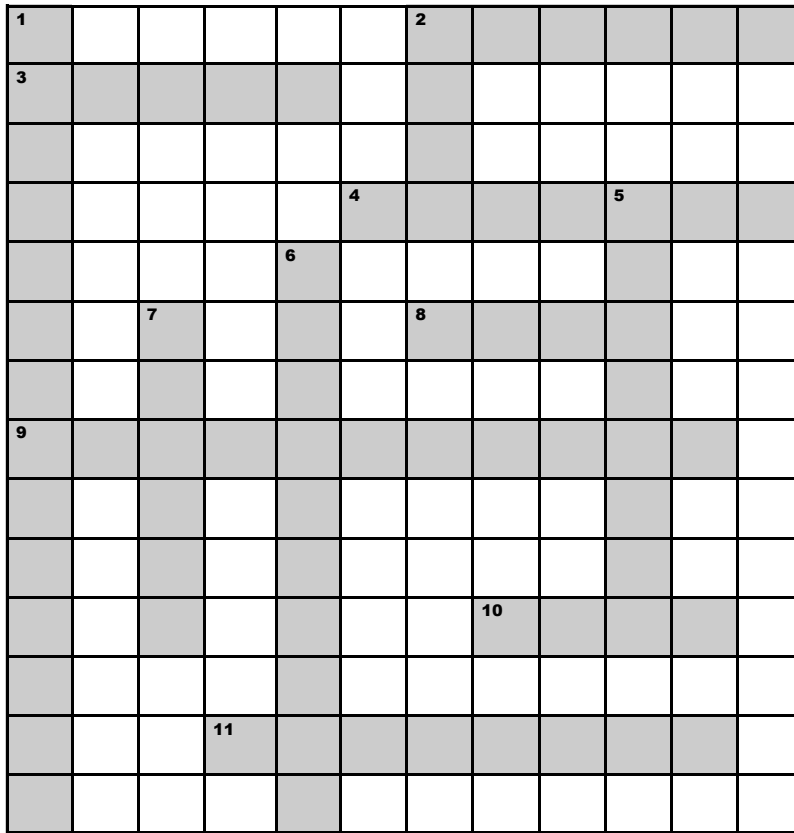
ACROSS

- 2 when ordering numbers from the least to the greatest, it's the number in the middle
- 3 The difference between the greatest number and the least number in a set of data
- 4 The answers from a survey
- 8 The average of a set of numbers
- 9 A graph in the shape of a circle that shows data as a whole made up of different parts
- 10 Information collected about people or things
- 11 To group pieces of data according to how they are the same such as by size, color, or shape

DOWN

- 1 A table that uses numbers to record data
- 2 The number found most often in a set of data
- 5 A graph that records each piece of data on a number line
- 6 A table that uses tally marks to record data
- 7 A method of gathering information

- data
- tally table
- frequency table
- survey
- results
- classify
- line plot
- mode
- range
- circle graph
- mean
- median



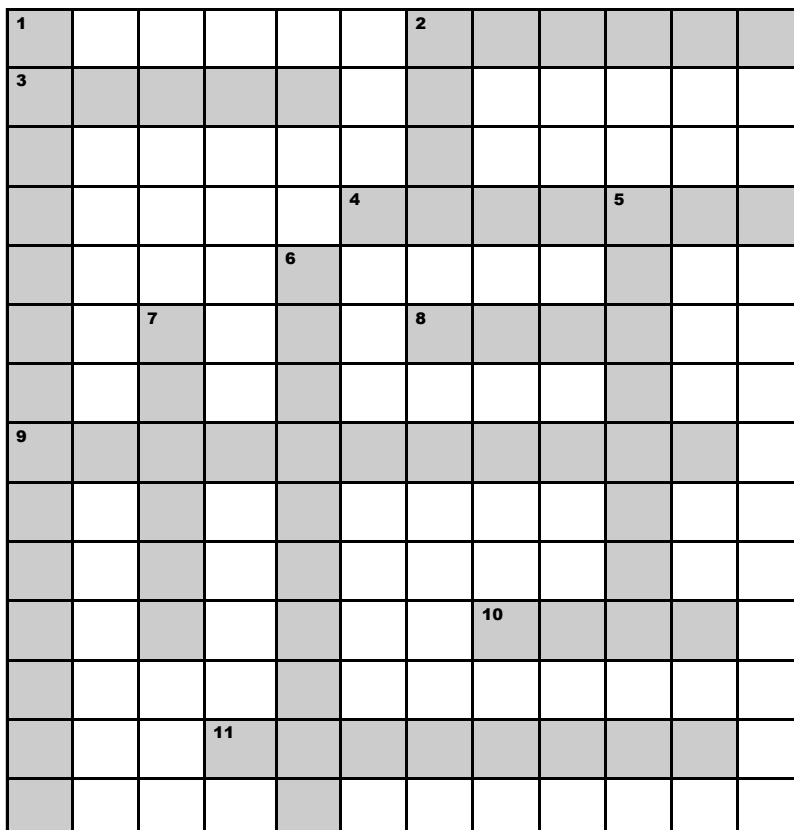
ACROSS

- 2 when ordering numbers from the least to the greatest, it's the number in the middle
- 3 The difference between the greatest number and the least number in a set of data
- 4 The answers from a survey
- 8 The average of a set of numbers
- 9 A graph in the shape of a circle that shows data as a whole made up of different parts
- 10 Information collected about people or things
- 11 To group pieces of data according to how they are the same such as by size, color, or shape

DOWN

- 1 A table that uses numbers to record data
- 2 The number found most often in a set of data
- 5 A graph that records each piece of data on a number line
- 6 A table that uses tally marks to record data
- 7 A method of gathering information

3rd Grade—Math Chapter 15



ACROSS

- 2 when ordering numbers from the least to the greatest, it's the number in the middle
- 3 The difference between the greatest number and the least number in a set of data
- 4 The answers from a survey
- 8 The average of a set of numbers
- 9 A graph in the shape of a circle that shows data as a whole made up of different parts
- 10 Information collected about people or things
- 11 To group pieces of data according to how they are the same such as by size, color, or shape

DOWN

- 1 A table that uses numbers to record data
- 2 The number found most often in a set of data
- 5 A graph that records each piece of data on a number line
- 6 A table that uses tally marks to record data
- 7 A method of gathering information

3rd Grade—Math Chapter 15